



# IPPCS



## IPPCLEANINGSYSTEM

 apollo

 apollo

 apollo



# MANUAL CLEANING

~~YES~~ or NO

## PROBLEMS WITH MANUAL CLEANING :

- Higher Risk of Injury
- Labour Intensive
- NOT CLEAN Parts
- Create Dirty Workshop
- Direct Chemical Contact ( User Safety )
- Generate Contaminated & Continuous waste

# HEAVY DUTY INDUSTRIAL CLEANING SOLUTION

ELIMINATE **90% MANUAL CLEANING**



## IPP CLEANING SYSTEM




**THOROUGHCLEAN**  
WATER BLASTERS Over-engineered — On purpose

**BASF**  
We create chemistry

**Chemetall**  
expect more

The combination of **Apollo Part Washer & Chemetall Chemical** create a **SUPERIOR** Cleaning System and deliver an **AMAZING RESULTS**.



# BENEFIT OF IPP CLEANING SYSTEM




REDUCE COST, INCREASE PRODUCTIVITY

- Automatic cleaning **ELIMINATE** Manual Cleaning and consumable costs, hence reduce man power needed.

- **The Apollo Agitating Hot Tank** is the most efficient immersion tank on the market today. Immersing into a solution is the **ONLY guaranteed way** of cleaning a component internally, for example : the oil gallery in an engine block.

*The patented Apollo Centrifugal Filtration system* will keep the solution clean from sludges, dirt, and oil which will typically allows chemical use over a 10 year period.

- **The Apollo Spraywash** is an industry leader with *Gear Drive turntable (Stable Rotation), Element Protection, Auto Top Up, Seven Day Timer and Auto Pump out to Waste.* Depending upon a customer's requirement, we offer optional rinse, hand wash, rust preventive chemical injection and electrical door safety interlock.



**ELIMINATE 90% MANUAL CLEANING**

IPP Cleaning System with Apollo Agitation Hot Tank & Chemetall Metall Clean 164PC create **SUPERIOR** result in Engine Cleaning

**Detail as follow:**

Chemical : Metall Clean 164PC

Temperature : 90 - 95°C

Application: Immerse

Concentration : 100 - 120 gram / liter

Duration : 60 - 120 min



# EXAMPLES OF IPP CLEANING SYSTEM

DELIVER EXCELLENT CLEANING RESULT

SPRAY WASH  
SW 1612

HOT TANK  
AT 5500

RINSE BAY  
RB 5500

HOT TANK  
AT 2000

RINSE BAY  
RB 2000

Metall Spray 181P

Metall Clean 164PC

Kleenstrip A & B

HOT TANK + METAL CLEAN 164PC / KS A&B



Metall Clean 164PC



Kleenstrip A & B





# EXAMPLES OF IPP CLEANING SYSTEM

DELIVER EXCELLENT CLEANING RESULT

Apollo Manufacture Workshop  
Australia, Tamworth NSW

## SPRAY WASH + METAL SPRAY 181P





# Agitating Hot Tanks

**Save time, money  
& the environment**

Simple, Safe Operation and Faster Cleaning

Long Term Chemical Life

Saves up to 75% on Chemicals over the life of the machine

Saves up to 25% on Electricity

Saves man hours and increases workshop productivity



**UP TO  
75%  
CHEMICAL  
SAVINGS**

**OVER  
25%  
ELECTRICITY  
SAVINGS**

**100%  
AUSTRALIAN  
MADE**



**Centrifugal Filter**  
- Keep the chemical clean  
- Mechanical Filter  
(No Filter change required)

**Auto Close lid  
Block ( safety )**

**7 Day Timer**

**Simple Control  
Interface**



**Tank Capacity:  
2.000 - 10.000Ltr**

**Working Load:  
900 - 4000Kg**

**Oil Skimmer**

**Agitating Platform**

**Chemical : Metall Clean 164PC**  
**Operating Temp : 90°C**  
**Cleaning Time : 90 - 120 Min**




# Agitating Hot Tanks



- \* Filter Sludge & Waste up to **25 Kg** (Full Bowl - Image above)
- \* **Keep Chemical clean** - Max Cleaning Result & Long Chemical Life

## Features

- Centrifugal filtration of the chemical solution provides massive reduction in;
  - Chemical cost - a 75% saving over the life of the machine
  - Consumable costs - no consumable filters required. Cleaning of the centrifuge and pot strainer takes approximately 20 minutes per month
- Indefinite caustic life
- Surface oil is removed using a disk type skimmer to ensure the parts are not covered in oil when they are removed



Centrifugal Filter

Oil Skimmer

Agitating Platform  
moving up & down

**HEAVY  
DUTY**  
FULLY INSULATED  
CONSTRUCTION

**NO  
PRECLEAN**  
REQUIRED ON PARTS

## SPECIFICATIONS

| Model                  | AT200      | AT400       | AT800       | AT2000      | AT4000      | AT5500      | AT10000     |
|------------------------|------------|-------------|-------------|-------------|-------------|-------------|-------------|
| Platform (L x W mm)    | 740 x 380  | 1000 x 600  | 1210 x 780  | 1860 x 930  | 2400 x 1020 | 2660 x 1420 | 3720 x 1410 |
| Floor Space (L x W mm) | 1020 x 790 | 1260 x 1035 | 1450 x 1450 | 2200 x 1650 | 3000 x 1870 | 3050 x 2320 | 4230 x 2440 |
| Working Depth (mm)     | 430        | 600         | 600         | 700         | 1050        | 1050        | 1080        |
| Platform Raised (mm)   | 720        | 860         | 1000        | 1100        | 1520        | 1520        | 1750        |
| Max. Load (Kg)         | 75         | 175         | 400         | 900         | 2000        | 2500        | 4000        |
| Power Required         | 415V, 10A  | 415V, 10A   | 415V, 20A   | 415V, 32A   | 415V, 60A   | 415V, 100A  | 415V, 150A  |
| Element Size           | 3 x 2.4Kw  | 3 x 2.4Kw   | 3 x 3.6Kw   | 3 x 6Kw     | 6 x 6Kw     | 9 x 6Kw     | 12 x 8Kw    |
| Oil Skimmer            | N/A        | N/A         | N/A         | Standard*   | Standard*   | Standard*   | Standard*   |
| Centrifugal Filter     | N/A        | N/A         | Standard*   | Standard*   | Standard*   | Standard*   | Standard*   |

\*Can be removed as an option



# RENTAL AVAILABLE



## Consult with us

E : [admin@ipp-borneo.com](mailto:admin@ipp-borneo.com) | W : [www.ippcleaningsolution.com](http://www.ippcleaningsolution.com) | M : 0822 5028 1728

# CLEAN - FAST - DURABLE



|                      |                       |
|----------------------|-----------------------|
| Basket Diameter      | 1400mm                |
| Job Weight (Maximum) | 1000kg                |
| Job Height (Maximum) | 660mm, optional 760mm |

## SW 1400



|                      |       |
|----------------------|-------|
| Basket Diameter      | 810mm |
| Job Weight (Maximum) | 400kg |
| Job Height (Maximum) | 470mm |

## SW 800




|                      |        |
|----------------------|--------|
| Basket Diameter      | 1100mm |
| Job Weight (Maximum) | 750kg  |
| Job Height (Maximum) | 630mm  |

## SW 1100

# SW1400

## Features



Basket Diameter:  
140cm

*\*\*Above image is  
For Reference of How Big  
is the Basket / Turn Table.*

*Maximum Results are  
Depend on  
**RIGHT** Positioning*



Working Load:  
1000kg

Auto ON/OFF  
Heater

Auto Water  
Refill

Tank Capacity:  
330 Liter

7 Day  
Timer

Auto Stop  
Sensor

**Chemical : Metal Spray 181P**  
**Operating Temp : 80°C**  
**Cleaning time : 20 min**



# Super Wash

range by **apollo**

ONLY USES  
**HOT WATER**  
& DETERGENT

**AUTO PUMP**  
OUT OF WASTE

**AUTO WATER**  
LEVEL TOP

## SW800

|                       |                      |
|-----------------------|----------------------|
| Basket Diameter       | 810mm                |
| Job Weight (Maximum)  | 400kg                |
| Job Height (Maximum)  | 470mm                |
| Water Capacity        | 120 Litres           |
| Pump                  | 2.2Kw Westate        |
| Power Outlet Required | 20 AMP, 415V 3 Phase |
| Heaters               | 3 x 2.4K             |



## SW1100

|                       |             |
|-----------------------|-------------|
| Basket Diameter       | 1100mm      |
| Job Weight (Maximum)  | 750kg       |
| Job Height (Maximum)  | 630mm       |
| Water Capacity        | 250 Litres  |
| Pump                  | 4Kw         |
| Power Outlet Required | 20A 3 Phase |
| Heaters               | 3 x 2.4Kw   |

## SW1400

|                       |                       |
|-----------------------|-----------------------|
| Basket Diameter       | 1400mm                |
| Job Weight (Maximum)  | 1000kg                |
| Job Height (Maximum)  | 660mm, optional 760mm |
| Water Capacity        | 330 Litres            |
| Pump                  | 5.5Kw                 |
| Power Outlet Required | 32A 3 Phase           |
| Heaters               | 3 x 3.6Kw             |



## SW1409



|                       |             |
|-----------------------|-------------|
| Basket Diameter       | 1400mm      |
| Job Weight (Maximum)  | 2000kg      |
| Job Height (Maximum)  | 975mm       |
| Water Capacity        | 360 Litres  |
| Pump                  | 5.5Kw       |
| Power Outlet Required | 32A 3 Phase |
| Heaters               | 3 x 3.6K    |

## SW1612

|                       |             |
|-----------------------|-------------|
| Basket Diameter       | 1600mm      |
| Job Weight (Maximum)  | 2000kg      |
| Job Height (Maximum)  | 1200mm      |
| Water Capacity        | 450 Litres  |
| Pump                  | 5.5Kw       |
| Power Outlet Required | 32A 3 Phase |
| Heaters               | 3 x 4.8K    |



**NO  
FILTERS  
TO REPLACE**

**60%  
BETTER  
CLEANING  
EFFICIENCY**

**HEAVY  
DUTY  
AUSSIE MADE**

## SW2023



|                       |                  |
|-----------------------|------------------|
| Basket Diameter       | 2000mm           |
| Job Weight (Maximum)  | 4000kg           |
| Job Height (Maximum)  | 1350mm or 2300mm |
| Water Capacity        | 800 Litres       |
| Pump                  | 2 x 5.5Kw        |
| Power Outlet Required | 62 amp           |
| Heaters               | 2 x 14.4Kw       |

## SW3216

|                       |             |
|-----------------------|-------------|
| Basket Diameter       | 3200mm      |
| Job Weight (Maximum)  | 4000kg      |
| Job Height (Maximum)  | 1600mm      |
| Water Capacity        | 1000 Litres |
| Pump                  | 2 x 5.5Kw   |
| Power Outlet Required | 62 amp      |
| Heaters               | 2 x 14.4Kw  |



# WHY IPP CLEANING SYSTEM ?

- Integrated Cleaning system
- Close Loop System ( minimal chemical waste )
- **LOCAL Chemical Stocks**
- **LOCAL Spare Part Stocks**
- **LOCAL Maintenance Support ( Mechanical & Electrical )**
- **Same Day Delivery ( both Chemical & Parts for local area )**
- Regular Principal Visit
- Direct Principal Support  
*(Work closely with Apollo Part Washer & Chemetall, we can create solution for every issues.)*
- Chemical Titration Support ( weekly or monthly )
- Many Existing Machine all over Indonesia ( below )

## Apollo Part Washer Population in Indonesia

Agitation  
Hot Tank



39

SprayWash



41

*\*\*Data per 2022*

Authorized Distributor:

**PT INTERGLOBAL PRIMA PERKASA**

JL.MARSMAR ISWAHYUDI NO 26 BALIKPAPAN,  
KALIMANTAN TIMUR, INDONESIA

T : 0542 8792764

M : 0822 5028 1728

E : admin@ipp-borneo.com

W : www.ippcs.id



**BASF**  
We create chemistry

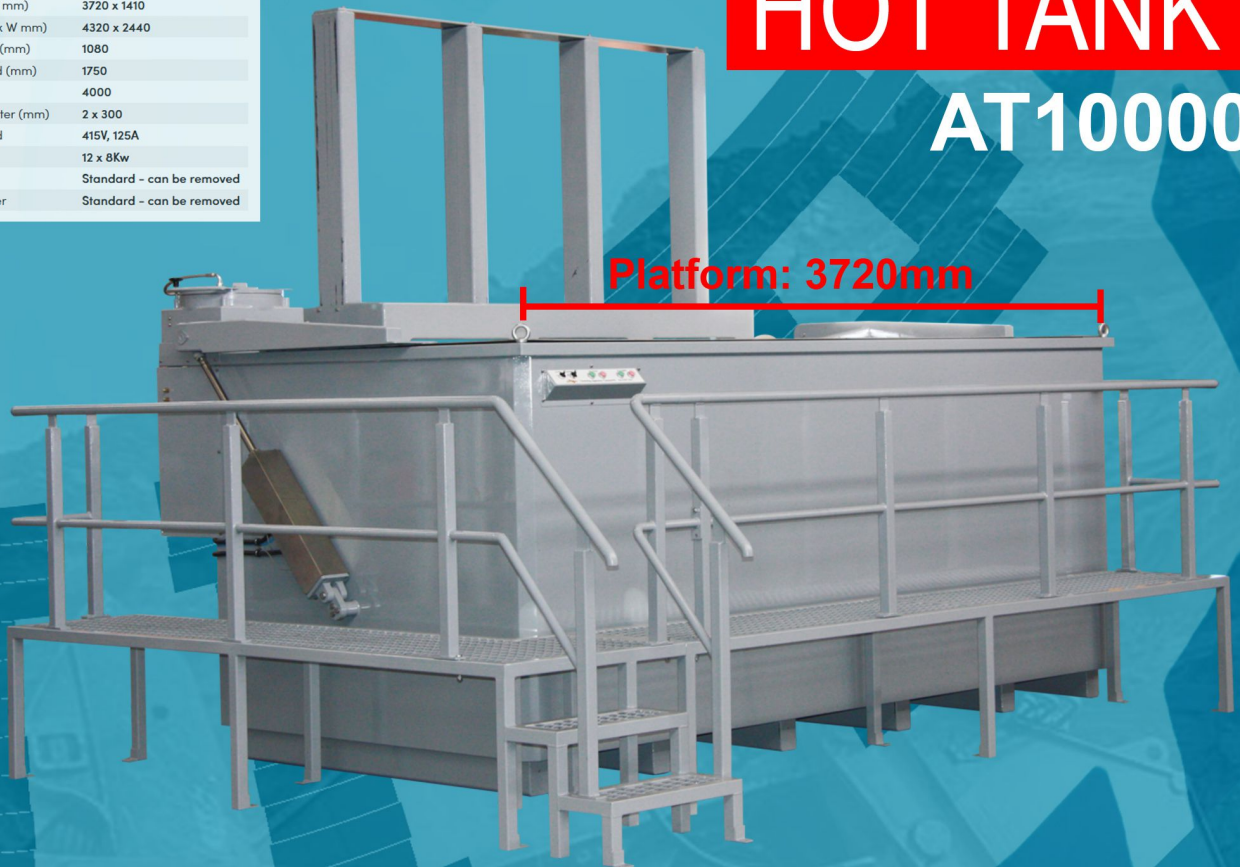
**Chemetall**  
expect more

# BIGGEST ACTIVE APOLLO MACHINES ARE LOCATED AT **BALIKPAPAN**

## AT10000

|                        |                           |
|------------------------|---------------------------|
| Platform (L x W mm)    | 3720 x 1410               |
| Floor Space (L x W mm) | 4320 x 2440               |
| Working Depth (mm)     | 1080                      |
| Platform Raised (mm)   | 1750                      |
| Max Load (kg)          | 4000                      |
| Cylinder Diameter (mm) | 2 x 300                   |
| Power Required         | 415V, 125A                |
| Element Size           | 12 x 8Kw                  |
| Oil Skimmer            | Standard - can be removed |
| Centrifugal Filter     | Standard - can be removed |

## **HOT TANK** AT10000



Platform: 3720mm

## **SPRAY WASH** SW3216



## SW3216

|                           |                   |
|---------------------------|-------------------|
| Basket Diameter           | 3200mm            |
| Job Weight (Maximum)      | 4000kg            |
| Job Height (Multi Height) | 1600mm            |
| Loading Height            | 1070mm            |
| Machine Weight            | 5000kg            |
| Machine Height            | 2930mm            |
| Machine Width Door Closed | 4195mm            |
| Machine Width Door Open   | 5820mm            |
| Machine Depth             | 4380mm            |
| Water Capacity            | 1000 Litres       |
| Pump                      | 2 x 5.5Kw WESTATE |
| Power Outlet Required     | 50A 3 Phase       |
| Heaters                   | 2 x 14.4Kw        |

